

POLYCASA PC – solid polycarbonate sheets

CONTENTS

|   |    |
|---|----|
| 1. PRODUCT IDENTIFICATION                             | 2  |
| 2. CHARACTERISTICS                                    | 2  |
| 3. APPLICATIONS                                       | 2  |
| 4. FABRICATION AND FINISHING TECHNIQUES               | 2  |
| 5. STATEMENTS   | 3  |
| 5.1 Food contact                                      | 3  |
| 5.2 Fire classification                               | 3  |
| 5.3 Sound protection                                  | 3  |
| 5.4 Other Certificates                                | 3  |
| 5.5 Quality management                                | 3  |
| 5.6 Product safety statement                          | 3  |
| 5.7 Statement on guarantee for POLYCASA PC UVP        | 4  |
| 6. TECHNICAL INFORMATION                              | 6  |
| 6.1 Technical Data Sheet                              | 6  |
| 6.2 Resistance to chemicals                           | 7  |
| 6.3 Product range POLYCASA PC and POLYCASA PC UVP     | 8  |
| 7. USER GUIDE   | 9  |
| 7.1 Introduction                                      | 9  |
| 7.2 Storage and Handling                              | 9  |
| 7.3 Material preparation                              | 10 |
| 7.3.1 Cleaning  | 10 |
| 7.3.2 Drying  | 10 |
| 7.3.3 Dimensional Change                              | 11 |
| 7.3.4 Thermal Linear Change                           | 11 |
| 7.3.5 Dimensional Change Effected By Moisture Content | 11 |
| 7.3.6 Flatness  | 12 |
| 7.4 Surface Treatment                                 | 12 |
| 7.4.1 Printing  | 12 |
| 7.4.2 Laminating                                      | 12 |
| 7.5 Fabricating                                       | 13 |
| 7.5.1 Machining guidelines                            | 13 |
| 7.5.2 Sawing  | 13 |
| 7.5.3 Drilling  | 14 |
| 7.5.4 Thread cutting                                  | 14 |
| 7.5.5 Milling   | 14 |
| 7.5.6 Laser cutting                                   | 15 |
| 7.5.7 Water Jet Cutting                               | 15 |
| 7.5.8 Polishing                                       | 15 |
| 7.5.9 Stamping and cutting                            | 15 |
| 7.6 Assembly  | 16 |
| 7.6.1 Bonding   | 16 |
| 7.6.2 Welding   | 17 |
| 7.7 Forming   | 17 |
| 7.7.1 Hot bending                                     | 17 |
| 7.7.2 Cold bending                                    | 18 |
| 7.7.3 Thermoforming                                   | 18 |
| 7.7.4 Straight vacuum forming                         | 19 |
| 7.7.5 Drape forming                                   | 19 |
| 7.7.6 Tempering                                       | 20 |
| 7.8 Glazing   | 21 |
| 7.8.1 Vertical und horizontal glazing                 | 22 |
| 7.8.2 Barrel Vaults                                   | 23 |
| 7.8.3 Thermal Insulation                              | 24 |
| 8. CONCLUDING REMARKS                                 | 25 |

## POLYCASA PC – solid polycarbonate sheets

### 1. PRODUCT IDENTIFICATION

POLYCASA PC is the brand name for extruded Polycarbonate sheet from POLYCASA in accordance with DIN EN ISO 11963/DIN 16801. The POLYCASA PC programme offers solutions to both indoor and outdoor applications and for outdoor use we recommend POLYCASA PC UVP, a material with 10 years warranty.

As a result of the extrusion process, POLYCASA can offer, in addition to the clear, a variety of colours and patterns on request. See the POLYCASA Product selector for range availability.

### 2. CHARACTERISTICS

POLYCASA PC sheets have excellent optical properties and a brilliant surface.

The POLYCASA PC range contains sheets that are easy to fabricate and show exceptional performance at both low and high temperatures (range from -40°C to +135°C).

Important benefits of POLYCASA PC sheets are their excellent mechanical, thermal and electrical properties.

They are virtually unbreakable in normal use.

POLYCASA PC sheets also combine the following excellent properties:

- Easy to vacuum form, (pre-drying required)
- Exceptional low and high temperature performance
- Easy to recycle
- Very high impact properties, virtually unbreakable
- Good fire resistance, approved by several fire certificates.

POLYCASA PC UVP sheets are manufactured by coextrusion, which means that the two UV-protection layers are integral with the base sheet. POLYCASA PC UVP sheets are strongly recommended for external use. Even after long years of weathering exposure, POLYCASA PC UVP sheets will maintain their clarity.

### 3. APPLICATIONS

#### ■ POLYCASA PC

- Moulded containers, bowls, tubs
- Machine safety guards, vending machine fascias
- Vehicle and boat construction, aircraft (only for internal use)
- Safety glazing (sport establishments, kindergartens, penal establishments and other buildings)
- Street and traffic signs
- Office machinery (covers, sight panels)
- Industrial construction
- Partition walls
- Advertising panels
- Replacement glazing

#### ■ POLYCASA PC UVP

- Lighting covers
- Balcony glazing
- Sound barrier walls
- Greenhouses
- Conservatories
- Glazed walkways
- Doors and windows
- Canopy roofs
- Barrel vaults

### 4. FABRICATION AND FINISHING TECHNIQUES

POLYCASA PC and POLYCASA PC UVP sheets are easy to handle.

Milling, drilling, tapping, sawing, shearing and punching, die cutting, routing, forming, cold and hot bending and welding do not offer any problems to the POLYCASA PC and the POLYCASA PC UVP range.

More detailed information on these items can be found in the "USER GUIDE", further in this brochure.

POLYCASA PC – solid polycarbonate sheets

**5. STATEMENTS**

---

5.1 Food contact

---

POLYCASA PC and PC UVP sheets are not food approved.

5.2 Fire classification

---

|                   |              |              |         |
|-------------------|--------------|--------------|---------|
| Europe EN 13501-1 | PC clear     | 1,5 - 6,0 mm | B-s1;d0 |
| Europe EN 13501-1 | PC UVP clear | 1,5 - 6,0 mm | B-s1;d0 |

Further fire certificates on request

5.3 Sound protection

---

POLYCASA PC UVP sound barrier wall elements and variations for application in sound barrier walls are certified and approved in accordance with EN 1793 and EN 1794 as well as in compliance with the German regulation ZTV-Lsw06.

Requirements of sound absorbance, stone thrown resistance, fire resistance and stability against wind load are fulfilled.

Test Reports are available on request.

5.4 Other Certificates

---

- Type approvals for vehicles glazing
- Safety glazing for machines and sports stadium
- Tested for light dome application
- etc.....
- Certificates are available on request

5.5 Quality management

---

POLYCASA PC and PC UVP are manufactured in accordance with an internal quality management in compliance with product standard DIN EN ISO 11963.

5.6 Product safety statement

---

Product Handling Information Sheet is available on request.

## POLYCASA PC – solid polycarbonate sheets

### 5.7 Statement on guarantee for POLYCASA PC UVP

As stated before, POLYCASA PC UVP sheets are suitable for outdoor use.

The careful selection of raw materials and extensive quality control during production permit POLYCASA to warrant that POLYCASA PC UVP sheets will remain:

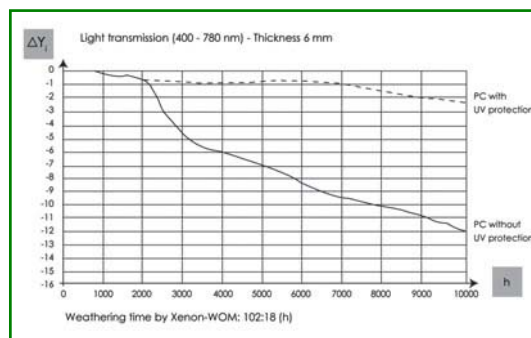
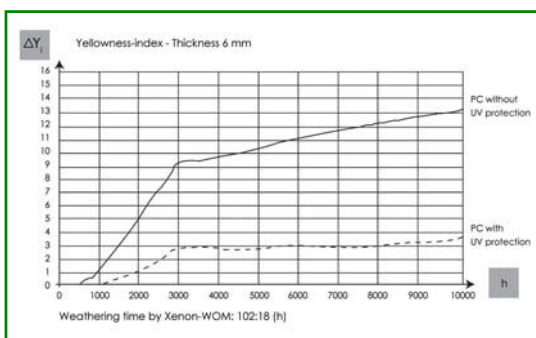
- Weather resistant for 10 years
  - Unbreakable for 10 years
1. POLYCASA warrants that clear and opal POLYCASA PC UVP sheets are protected on both surfaces from the adverse effects of UV-radiation and, when exposed to moderate European climates, will not show a significant change in light transmission for a period of 10 years and mechanical properties for a period of 10 years, as described below, from the date of sales by POLYCASA.
  2. This warranty applies exclusively to clear and opal POLYCASA PC UVP sheets used correctly as flat sheets which are installed, handled and maintained according to POLYCASA recommendations and instructions. The purchaser is presumed to be informed of said recommendations and instructions. If this is not the case he can obtain said documents through the sales representative or authorised distributor.
  3. No warranty will be available for sheets that have been scratched, abraded, cracked or exposed to corrosive materials or environments, nor for sheet that has notches (resulting for instance from sawing) or if the protective layer of the sheet has been damaged in any manner whatsoever.  
Furthermore, this warranty does not apply to product that has been exposed to extremes of temperature for prolonged periods of time.
  4. In the event of a claim against this warranty, the sheet and the original sales receipt must be returned to POLYCASA via the sales representative or original authorised distributor.
  5. Weather resistance in the sense of this guarantee is defined as the degree of light transmission, in accordance with DIN 5036 for clean, unscratched sheets. Light transmission is warranted not to decrease within 10 years by more than 6% in comparison to the delivered condition.  
A POLYCASA PC UVP sheet showing a change in light transmission of an average less than 6% compared to its original value, as defined by POLYCASA on the date of manufacturing, will not be subject to any claim.
  6. Unbreakable in the sense of this warranty means that, after 10 years:  
The tensile modulus of elasticity (to ISO 527) is  $E(t) > 2100 \text{ MPa}$  and  
The tensile strength (to ISO 527) is  $\sigma(m) > 55 \text{ MPa}$   
Tensile modulus of elasticity is tested to ISO 527-2/1B/1 and to DIN EN ISO 11963. Testing speed must be 1 mm/min. Tensile strength is tested to ISO 527-2/1B/50 and to DIN EN ISO 11963. Testing speed must be 50 mm/min.  
Tests of tensile modulus and tensile strength are carried out at 23°C/50% Relative Humidity ( $\pm 5\%$ ) to ISO 291 with unscratched test specimens. Before testing the test specimens must have been conditioned for at least 48 hours in the same atmosphere. Test pieces should be dumbbell-shaped type 1B to ISO 527-2.
  7. In the event of a claim against this warranty proving justified, POLYCASA will provide a replacement for the material at issue without any other liability for any other additional indemnification whatsoever:
    - Up to 5 years' time from the purchase date, POLYCASA will replace 100% material.
    - Within 6 years' time from the purchase date, POLYCASA will refund 75% material costs.
    - Within 7 years' time from the purchase date, POLYCASA will refund 60% material costs.
    - Within 8 years' time from the purchase date, POLYCASA will refund 45% material costs.
    - Within 9 years' time from the purchase date, POLYCASA will refund 30% material costs.
    - Within 10 years' time from the purchase date, POLYCASA will refund 15% material costs.

If replacement material cannot be provided within a reasonable period of time, POLYCASA may choose to refund the original cost of the material without any other liability for any additional indemnification whatsoever. This warranty does not, for instance, cover re-installation expenses or any other incidental costs, which may result from a breakage.

## POLYCASA PC – solid polycarbonate sheets

- There are no express or implied, written or oral warranties and or representations by POLYCASA including warranties and representations of merchantability or fitness of purpose, except as set forth herein.

Changes in the Yellowness-Index and Light Transmission under artificial weathering (Xenon-lamp).



## POLYCASA PC – solid polycarbonate sheets

### 6. TECHNICAL INFORMATION

#### 6.1 Technical Data Sheet

##### ■ GENERAL

| Property          | Method   | Units             | POLYCASA PC +<br>POLYCASA PC UVP |
|-------------------|----------|-------------------|----------------------------------|
| Density           | ISO 1183 | g/cm <sup>3</sup> | 1.2                              |
| Rockwell Hardness | D-78     | M-scale           | -                                |

##### ■ OPTICAL

| Property           | Method         | Units                        | POLYCASA PC +<br>POLYCASA PC UVP |
|--------------------|----------------|------------------------------|----------------------------------|
| Light Transmission | DIN 5036       | %                            | 86                               |
| Refractive Index   | DIN EN ISO 489 | n <sup>D</sup> <sub>20</sub> | 1.585                            |

##### ■ MECHANICAL

| Property          | Method         | Units | POLYCASA PC + POLYCASA<br>PC UVP |
|-------------------|----------------|-------|----------------------------------|
| Flexural Modulus  | DIN EN ISO 178 | MPa   | -                                |
| Flexural Strength | DIN EN ISO 178 | MPa   | >95                              |
| Tensile Modulus   | DIN EN ISO 527 | MPa   | 2200                             |
| Tensile Strength  | DIN EN ISO 527 | MPa   | 60                               |
| Elongation        | DIN EN ISO 527 | %     | 80                               |

##### ■ THERMAL

| Property                                | Method                 | Units                             | POLYCASA PC +<br>POLYCASA PC UVP |
|---|------------------------|-----------------------------------|----------------------------------|
| Vicat Temp. (VST/A 50)                  | DIN EN ISO 306         | °C                                | 145                              |
| Heat Deflection Temp. (A)               | DIN EN ISO R75         | °C                                | 135                              |
| Specific Heat Capacity                  | -                      | J/gK                              | 1.17                             |
| Coefficient of linear thermal expansion | ISO 11359<br>DIN 53328 | K <sup>-1</sup> x10 <sup>-5</sup> | 6.5                              |
| Thermal conductivity                    | ISO 8302<br>DIN 52612  | W/mK                              | 0.2                              |
| Degradation temperature                 |                        | °C                                | >280                             |
| Max. service temperature continuous use |                        | °C                                | 115                              |
| Temperature range                       |                        | °C                                | -40 - 130                        |
| Max service temperature short term use  |                        | °C                                | 130                              |
| Sheet forming temp. range               |                        | °C                                | 180-210                          |

##### ■ IMPACT STRENGTHS

| Property           | Method  | Units             | POLYCASA PC +<br>POLYCASA PC UVP |
|--------------------|---------|-------------------|----------------------------------|
| Izod (notched)     | ISO 180 | kJ/m <sup>2</sup> | >10                              |
| Charpy (notched)   | ISO 179 | kJ/m <sup>2</sup> | >13                              |
| Charpy (unnotched) | ISO 179 | kJ/m <sup>2</sup> | NB                               |

##### ■ ELECTRICAL

| Property                   | Method    | Units | POLYCASA PC +<br>POLYCASA PC UVP |
|----------------------------|-----------|-------|----------------------------------|
| Dielectric constant 50 HZ  | DIN 53483 |       | 3.0                              |
| Volume Resistivity         | DIN 53482 | Ω.cm  | 10 <sup>15</sup>                 |
| Surface Resistivity        | DIN 53482 | Ω     | 10 <sup>15</sup>                 |
| Dielectric strength        | DIN 53481 | kV/mm | >30                              |
| Dissipation Factor (50 HZ) | DIN 53483 |       | 8 x 10 <sup>-4</sup>             |

Remark: These technical data of our products are typical ones; the actually measured values are subject to production variations

## POLYCASA PC – solid polycarbonate sheets

### 6.2 Resistance to chemicals

POLYCASA PC and POLYCASA PC UVP sheets are resistant to mineral acids up to higher concentrations, many organic acids (e.g. carbonic, lactic, oleic and citric acids), oxidation and reduction substances, neutral and acidic saline solutions, a range of fats and oils, saturated aliphatic and cyclo-aliphatic hydrocarbons and alcohols, except for methyl alcohol. POLYCASA PC and POLYCASA PC UVP sheets can be destroyed with alkalis, ammonia and their solutions, and amines. POLYCASA PC and POLYCASA PC UVP sheets can be dissolved by a large number of solvents. Organic compounds such as benzene, acetone and carbon tetrachloride make them swell. If you have any queries, please contact your POLYCASA distributor or local sales office.

#### Chemical resistance at 20°C

|                                      |   |                                   |                       |
|--------------------------------------|---|-----------------------------------|-----------------------|
| Acetone                              | - | Glycols                           | +                     |
| Acids (weak solution)                | + | Glycerine                         | +                     |
| Alcohols                             |   | Hexane                            | +                     |
| Ethyl                                | + | Methylenechloride                 | -                     |
| Isopropyl                            | 0 | Methylethylketone                 | -                     |
| Methyl                               | - | Mineral Oil                       | +                     |
| Ammonia (weak solution)              | - | Paraffin                          | +                     |
| Benzene                              | - | Toluene                           | -                     |
| Carbon tetrachloride                 | - | Sodium Chloride (aq)              | +                     |
| Chloroform                           | - | Sodium Hydroxide (aq)             | -                     |
| Ethyl Acetate                        | - |                                   |                       |
| Aral BG58                            | + | Castor oil                        | +                     |
| Baysilon silicone oil                | + | R2 Darina / grease                | +                     |
| drilling oil                         | - | Shell Spirax 90EP                 | +                     |
| BP Energol HL 1000                   | 0 | Shell Tellus 11-339               | 0                     |
| BP Energol EM 1000                   | 0 | Shell Tellus 33                   | 0                     |
| BP H LR 65                           | 0 | Silicone oil                      | +                     |
| brake fluid                          | - | Skydrol 500 A                     | -                     |
| diesel oil                           | 0 | White spirit                      | +                     |
| JP 4 (kp 97 – 209°C)/ jet propellant | 0 | Turpentine oil                    | 0                     |
| Esso Estic 42-450                    | + | Texaco Regal Oil BRUO             | +                     |
| varnish                              | 0 | Solvent naphta / petroleum spirit | -                     |
| Fish oil                             | + |                                   |                       |
| Heating oil                          | 0 | Exhaust fumes, acidic             | +                     |
| Vac HLP 16                           | + | Accu acid                         | +                     |
| Camphor oil                          | - | Benzin, Normal / unleaded petrol  | 0                     |
| Contact oil 61                       | + | Benzin, Super / premium           | -                     |
| Mobil DTE Oil-Light                  | + | Kerosene                          | -                     |
| Mobil Special Oil 10 W 300           | + | Benzine                           | +                     |
| Sewing machine oil                   | + | Shell 1P4 (fuel) / Benzine        | -                     |
| Nato blade oil O-250                 | + |                                   |                       |
| Naphthenic insulating oil            | + |                                   |                       |
|                                      |   | - <b>Attacked</b>                 | <b>0 Restricted</b>   |
|                                      |   |                                   | <b>+ Not attacked</b> |

## POLYCASA PC – solid polycarbonate sheets

### 6.3 Product range POLYCASA PC and POLYCASA PC UVP

POLYCASA PC and POLYCASA PC UVP sheets are protected on both sides with a PE-film, except patterned sheets, which are only protected on the smooth underside. For special applications, we also offer special protection film systems, such as suitable in thermoforming process. It should be noted that the PE protective films are limited in their lifetime, for more information, please call our sales office.

#### ■ Thickness range for:

- POLYCASA PC
    - standard version from 0.80 mm up to 20 mm
    - Standard thicknesses 0.8-1-1.5-2-3-4-5-6-8-10-12- 15 and 20 mm
  - POLYCASA PC UVP version
    - From 1.50 mm up to 12 mm
    - Standard thicknesses 1.5 - 2-3-4-5-6-8-10-12-15-20 mm
- For special thicknesses please call our sales office.

#### ■ Widths cut on line

- Max 1250 mm for 0.8 and 6.0 mm
- Max 2050 mm from 1.5 mm up to 20 mm

#### ■ Standard lengths cut on line

- 2050 mm for thicknesses < 1.5 mm
- 3050 mm for thicknesses > 1.5 mm (over lengths on special request)

#### ■ Thickness tolerances

- 0.8 mm - 2.9 mm ± 10%
- 3.0 mm up to 20 mm ± 5%

#### ■ Cut on line tolerances for standard sizes

- > 1000 mm - 0 + 3‰ (3 mm per 1000 mm)
- < 1000 mm on application

#### ■ Cut to size tolerances

- For length and width till 1000mm -0 / + 1,0 mm
- from 1001 to 1500mm -0 / + 1,5 mm
- from 1501 to 2000mm -0 / + 2 mm

#### ■ Minimum production runs for

- special thicknesses in clear 3.000 kg/5.000 kg/12.000kg (depending on extrusion line)
- special pattern or surfaces 5.000 kg
- special colours 10.000 kg

#### ■ Shrinkage

- Thickness 1.5 - 2.5 mm max. 6%
- Thickness 3.0 - 20.0 mm max. 3%

Other thicknesses, sizes and tolerances on request.

For the standard stock programme see our product selector brochure.



## POLYCASA PC – solid polycarbonate sheets

### 7. USER GUIDE

---

#### 7.1 Introduction

---

The manufacture of plastic articles from POLYCASA PC and POLYCASA PC UVP sheet normally involves secondary fabrication operations, including sawing, drilling, bending, decorating, and assembling. This guide covers the properties and characteristics of POLYCASA PC and POLYCASA PC UVP that need to be taken into account if secondary operations are to be performed successfully.

#### 7.2 Storage and Handling

---

The originally packed plastic sheets should neither be stored outside nor be exposed to great variations of weather and/or temperature.

When storing under conditions with substantial variation of temperature and humidity, flat shape distortion (corrugation) of the sheet can happen, even when stored flat and stacked.

Polyethylene film protects sheets against dirt, mechanical load and scratches. It is recommended to leave the protective PE film in place until final processing.

Sheets are covered with self-adhesive PE-film to have better protection during mechanical processing. Depending on the storage conditions it has to be considered that the foil could be difficult to remove and glue residues remain on the surface.

Please do not store the sheets near heat sources.

The film has a restricted life-time and weathering and temperature resistance are limited.

If sheet is stored inside under normal stable storage conditions, it is recommended to remove the film 6 months after film application latest.

The sheets could be masked with special films, maybe for thermoforming processes or other specialties.

Details regarding suitability and processing properties can be obtained from technical customer service.

Depending on storage and climatic conditions, plastic sheets absorb moisture. Although humidity absorption has no practical influence on the physical properties, it may interfere during further processing of the sheets at higher temperatures e.g. during bending, or heating before thermoforming. Therefore, according to the intended use, the sheets may have to be pre-dried (see 7.3.2. Drying).

Differences in temperature and moisture-content between top- and bottom-side of sheet or between different sheet areas can cause different dimension changes inside the sheet. This can result in waviness of the sheet after a short time. It is recommended to store the sheet under constant temperature- and humidity-conditions on a flat surface.

## POLYCASA PC – solid polycarbonate sheets

### 7.3 Material preparation

---

#### 7.3.1 Cleaning

---

Protection film removal will induce a build-up of the electrostatic charge on the sheet surface. This electrostatic charge attracts airborne dust, and other fine particles.

Therefore, prior to further processing, it is recommended to clean the sheet by antistatic treatment (e.g. blowing by ionised compressed air or cleaning by hand with a cloth wetted with suitable antistatic agents).

This is particularly important prior to thermoforming process, as dust or dirt particles will cause imprints on the moulded surface.

Plain water will suffice for both cleaning and care of the sheets.

In case of excessive dirt, clean with warm water and a weakly alkaline, non-abrasive cleaning agent.

The sheets should be dried with a soft cloth or with chamois leather.

Dry scrubbing of the surface will cause scratches and possible damage.

Very greasy and oily surfaces should be cleansed with aromatic -free benzene or petroleum ether.

Other chemicals suitable for cleaning POLYCASA PC sheets:

- Diluted acids such as citric acid, hydrochloric acid, sulphuric acid
- Diluted caustic soda or caustic potash solution
- Common vinegar
- White spirit, neutral soap and household detergents.

#### 7.3.2 Drying

---

As with most plastics, POLYCASA PC sheets absorb moisture during storage.

Whilst processing at higher temperatures, this can produce bubbles; therefore, pre-drying below softening point temperature is advisable. Normally pre-drying of sheets with high moisture contents in an oven with air circulation at 110 – 120 °C will suffice.

To achieve good drying results, air circulation between the sheets must be ensured; the protection foil must be removed before drying.

|                   |   |   |   |    |    |    |    |    |    |    |
|-------------------|---|---|---|----|----|----|----|----|----|----|
| Thickness         | 1 | 2 | 3 | 4  | 5  | 6  | 8  | 10 | 12 | 15 |
| Drying - Time (h) | 2 | 4 | 7 | 12 | 18 | 24 | 27 | 30 | 34 | 38 |

To minimise costs, the drying heat should be exploited by immediate follow-on forming after the drying process.

POLYCASA PC cools down quickly so the time between pre-drying and thermoforming should be as short as possible to avoid again absorption of water. Preliminary tests are recommended.

## POLYCASA PC – solid polycarbonate sheets

### 7.3.3 Dimensional Change

There are substantial orientation forces involved in the extrusion process to form the sheet from the molten polymer. A part of these forces remains “frozen” in the sheet.

When the sheet is to be heated e.g. before thermoforming, this stress became apparent in shrinkage of the sheet.

Such dimensional change has to be taken into consideration when cutting sheets to be thermoformed.

The shrinkage is always higher in parallel to the extrusion direction. Longitudinal shrinkage is always higher in thin sheets and lower in thick sheets.

When the material is heated and fixed in a clamping frame, no material shrinkage will arise.

As the shrinkage value depends on both heating temperature and heating time, preliminary tests are advisable.

Maximum longitudinal shrinkage values of POLYCASA PC safely comply with Din EN ISO 11963:2013 Annex A, as follows

| Sheet Thickness     | Amount of shrinkage |
|---------------------|---------------------|
| 1.50 mm up to <2 mm | ≤15%                |
| 2.00 mm up to <3 mm | ≤12%                |
| 3.00 mm up to 25 mm | ≤7%                 |

### 7.3.4 Thermal Linear Change

Like nearly all materials, POLYCASAPC is subject to linear change at variable temperatures. Plastics show higher linear change than metals, and this must be taken into account when mounting POLYCASA PC sheets into frames.

| Material    | $\alpha$ [mm/m•K] |
|-------------|-------------------|
| POLYCASA PC | 0,065             |

When mounting POLYCASA PC sheets, attention must be paid to the elongation clearance in order to avoid damage during material usage. For more technical data - see chapter „7.8 Glazing“.

### 7.3.5 Dimensional Change Effected By Moisture Content

POLYCASAPC absorbs moisture during storage and application. Beyond the thermal linear change, the content of moisture can effect an additional dimensional change. When mounting POLYCASA PC sheets, attention must be paid to the elongation clearance in order to avoid damage during material usage.

Variation and differences in moisture content between interior and outside surface of a sheet (e.g. swimming-pool glazing, terrarium, greenhouse, winter garden) effect different elongation between the sheet surfaces. This difference can cause curvature of the mounted sheet. This curvature can be avoided by choosing an applicable higher thickness of sheet, in order to get inherent stability. Preliminary tests are recommended.

## POLYCASA PC – solid polycarbonate sheets

### 7.3.6 Flatness

With increasing thickness extruded POLYCASA PC sheets can show a slight deviation in flatness due to the cooling behaviour of the material.

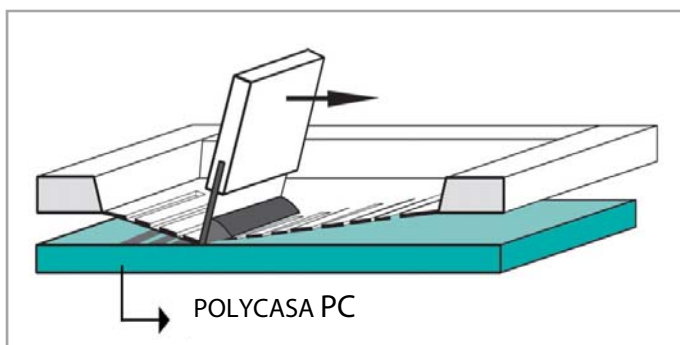
Flatness is determined on a cut-to-size sample 1000 x 1000 mm.

| Thickness | Planarity |
|-----------|-----------|
| ≤ 10 mm   | ≤ 2mm     |
| > 10 mm   | ≤ 3 mm    |

## 7.4 Surface Treatment

### 7.4.1 Printing

Silk-screen printing is the most commonly used method for printing POLYCASA PC and allows the creation of a wide range of graphics.



Distortion screen printing allows the flat sheet to be formed after printing into a three dimensional article with correct print register. Allowance must be made for “stretching” of the image when designing the graphics.

Halogen spotlight systems should not be used when thermoforming printed sheets.

During the silk-screen print process, the high-viscous ink is pushed through a photo chemically pre-treated screen print fabric (polyamide or polyester) by mechanical action or by means of a hand-operated scraper. The ink is transferred to the sheet beneath the screen fabric.

In order to avoid stress cracking of POLYCASA PC, only compatible inks must be used. The lacquer systems must be suitable for the intended application. Where necessary the sheet has to be tempered, pre-dried or cleaned before application of ink, to avoid stress cracks and adhesion problems. Preliminary tests are recommended.

Addresses of appropriate ink suppliers can be obtained from the Technical Service Department upon request.

Spray painting is another popular method for decorating sheet after moulding. Only ink or paints suitable for use with polycarbonate sheets should be used.

### 7.4.2 Laminating

The application of decorating foils or self-adhesive lettering or transfers is only suitable for flat or slightly curved sheets. Care should be taken that adhesive foils are used which not produce stress cracking of POLYCASA PC sheets.

Evaporation may cause partial separation of the self-adhesive film; therefore POLYCASA PC sheets should be pre-dried overnight at a temperature of 70 - 80°C. Impurities such as dust particles can also lead to partial foil removal, which will impair the appearance of the lamination. Where necessary the sheet has to be tempered or cleaned before application of ink, to avoid stress cracks and adhesion problems. Preliminary tests are recommended.

Addresses of appropriate adhesive foil suppliers can be obtained from the Technical Service Department upon request.

## POLYCASA PC – solid polycarbonate sheets

### 7.5 Fabricating

#### 7.5.1 Machining guidelines

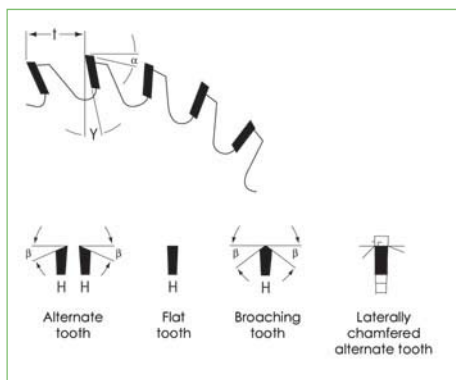
POLYCASA PC and POLYCASA PC UVP sheet can be worked with most tools used for machining wood or metal. Tool speeds should be such that the sheet does not melt from frictional heat. In general, the highest speed at which overheating of the tool or plastic does not occur will give the best results.

It is important to keep cutting tools sharp at all times. Hard, wear-resistant tools with greater cutting clearances than those used for cutting metal are suggested. High-speed or carbon-tipped tools are efficient for long runs and provide accuracy and uniformity of finish.

Since plastics are poor heat conductors, the heat generated by machining operations will be absorbed by the tool. A jet of air directed on the cutting edge aids in cooling the tool and in removing chips.

The protective film on POLYCASA sheets should not be taken off during handling and machining in order to prevent scratches or damaging the surface of the sheet. Machining of plastic materials will result in stress build-up in the material. For applications where the treated surface is in contact with active solvents e.g. decorating and cementing, it is recommended to anneal the parts prior to this secondary step.

#### 7.5.2 Sawing



**Figure 2**  
Example of Sawblades

Many types of sawing operations can be used to cut polycarbonate sheet: band saw, circular saw and jigsaw as well as hand operated saws.

It is recommended that new or well-sharpened tools are used.

At very high cutting speeds, the saw blade should be cooled with a jet of air.

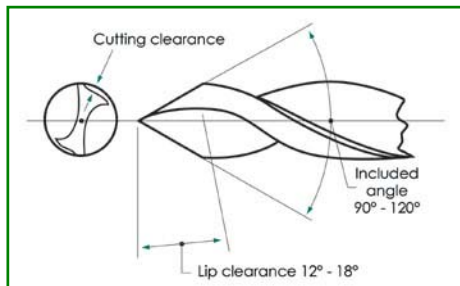
The total height of a sheet stack has to be considered. A high sheet stack could lead to overheating of the edges resulting in poor sawing edges or slight welding of the sheets. Rubbing surface of the saw blade in the product is low when the excess length of the saw blade will not exceed 5mm above the top PC sheet in the stack.

**Table 1**  
Sawing Recommendations

| Type of sawing           | Band saw   | Circular saw             |
|--------------------------|--|--------------------------|
| Tooth distance           | sheet thickness below 3 mm, 1 to 2 mm<br>sheet thickness 3 to 12 mm, 2 to 3 mm | 8 to 12 mm<br>8 to 12 mm |
| Clearance angle $\alpha$ | 30 to 40°  | 15°                      |
| Rake angle $\Psi$        | 15°  | 10°                      |
| Tooth angle $\beta$      | -  | 15°                      |
| Cutting speed            | 1200 - 1700 m/min  | 2500 - 4000 m/min        |
| Feed speed               | -  | 20 m/min                 |

## POLYCASA PC – solid polycarbonate sheets

### 7.5.3 Drilling



**Figure 1**  
Suggested Drill-point Design for Drilling Plastic sheet

Drills designed especially for plastics are available, and their use is suggested. Standard twist drills for wood or metal can be used; however they require slower speeds and feed rates to produce a clean hole. Twist drills for plastics should have 2 flutes, a point with an included angle of 90° to 120°, and a lip clearance of ~30°; as shown in Figure 1.

Wide, highly polished flutes are desirable since they expel the chips with low friction and thus tend to avoid overheating and consequent gumming. Drills should be backed out often to free chips, especially when drilling deep holes. Peripheral speeds of twist drills for POLYCASA PC ordinarily range from 10 to 60 m per minute. The rate of drill feed into the plastic sheet generally varies from 0.10 to 0.50 mm per revolution.

**NOTE:**

When drilling, be sure to hold or clamp the part securely to prevent it from cracking or slipping and presenting a safety hazard to the operator.

### 7.5.4 Thread cutting

Conventional 4-flute taps can be used for cutting internal threads in plastic sheet when a close fit is required. Such taps, however, have a tendency to generate considerable heat during the tapping operation. A high-speed, 2-flute tap should offer longer life and greater tapping speed than a conventional tap, as well as provide clearance for chip discharge. Flutes should be ground so that both edges cut simultaneously; otherwise the thread will not be uniform. Cutting edges should be 85° from the centre line, giving a negative rake of 5° on the front face of the lands so that the tap will not bind in the hole when it is backed out. It is desirable to have some relief on the sides of threads. The pilot hole must be 0.1 mm bigger than for steel. When tapping POLYCASA PC it is recommended that molybdenum sulphide should be used for lubrication.

### 7.5.5 Milling

Sheet manufactured from POLYCASA PC and POLYCASA PC UVP can be machined with standard high-speed milling cutters for metal, provided they have sharp edges and adequate clearance at the heel.

Universal, profile, spindle moulding and hand milling cutters at cutting speeds up to 4500 m/min can be used for milling POLYCASA PC sheets. Small tool diameters require the application of one or two-edged milling cutters. They offer perfect removal of chips, high cutting speed and an excellent milling pattern.

When using one-edged milling cutters, the clamping chuck must be carefully tightened to avoid component marks on the sheet.

Cooling is not always required when milling POLYCASA PC sheets with one or two-edged end mills, as they produce less heat than multi-edged end mills.

End milling of POLYCASA PC- und POLYCASA PC UVP sheets are possible with considering the following recommendations:

|                            |              |
|----------------------------|--------------|
| Diameter of the end miller | 4 - 6 mm     |
| Feed rate                  | ca.1.5 m/min |
| Rotation/min               | 18 - 24.000  |

## POLYCASA PC – solid polycarbonate sheets

### 7.5.6 Laser cutting

POLYCASA PC and POLYCASA PC UVP sheet can be cut by laser beam. A laser may be used to make intricate holes and complex patterns, or it can be controlled to merely etch the plastic. Tolerances can be controlled more closely with a laser than with conventional machining operations. Laser power and travel speed must be optimised to minimise 'whitening' of the POLYCASA PC sheet while cutting. By laser cutting POLYCASA PC the edge always will have a slightly brown colour, therefore, if clear edges are preferred, laser cutting is not recommended for POLYCASA PC.

### 7.5.7 Water Jet Cutting

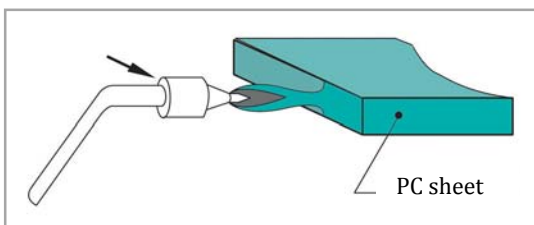
Similarly to laser cutting, the possible cutting speed depends on both thicknesses of the material to be cut and desired cutting quality. Unlike laser cutting, the cut edges look "sand-blasted" as a result of water jet cutting. No thermal stresses occur in the material when using water jet cutting technique.

The water used for cutting POLYCASA PC sheets contains abrasive additives.

Good results are achieved with a cutting speed of 1500 - 2000 mm/min and a material thickness of 4 mm. A feed rate of 400 - 800 mm/min and a material thickness of 10 mm will produce good results.

### 7.5.8 Polishing

Prior to **hand-operated polishing**, the sheet must be ground. Hand-operated grinding requires the use of 80-600-grit abrasive paper as well as several grinding work cycles from rough-grind up to finish-grind. Mechanical grinding should be done with belt grinders and a belt speed of 5 - 10 m/s. High surface temperatures can be avoided by lightly pressing on the work piece. Polishing is made with buffing or fleece polishing wheels, polishing felts and adequate polishing wax.



**Polish-milling** with diamond-tipped tools is another process option. The surface quality is such that no further treatment is required. Polish-milling - in one single work cycle without rough-grinding - will produce excellent finish. No internal stress occurrence; tempering which is essential to other procedures, becomes redundant.

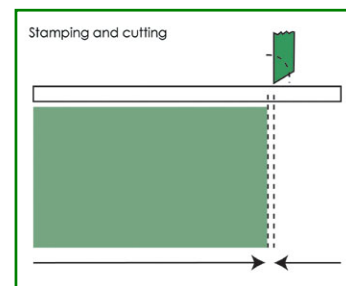
**Flame-polishing** of POLYCASA PC does not require additional grinding work cycles. The edges to be polished must be sawdust free and oil free.

Sawing and milling lines may still be visible - even after polishing. Improved surface finish is achieved by treating the sawn edge with an iron scraper prior to flame polishing. Due to pigments, coloured material often shows matt edges. Flame polishing is not recommended for sheets with a thickness of more than 10 mm because of local overheating and resultant stresses. If followed by contact with corrosive substances such as solvents, glues or inappropriate cleaning agents, tempering will be essential.

### 7.5.9 Stamping and cutting

It is possible to stamp out POLYCASA PC sheets up to about 2 mm thick, using normal, but very sharp metalworking tools.

For thicker materials (up to 5 mm maximum), it is recommended to contact the POLYCASA technical service department for further advice.



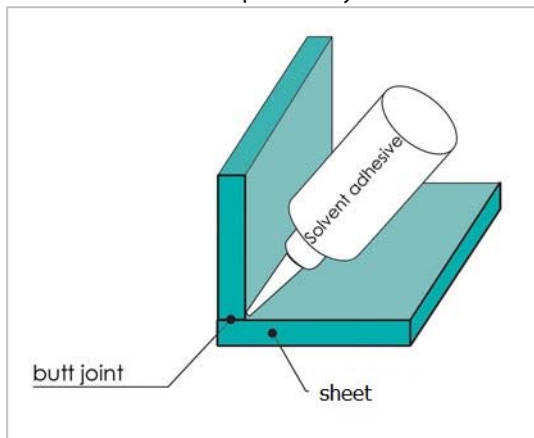
## POLYCASA PC – solid polycarbonate sheets

### 7.6 Assembly

#### 7.6.1 Bonding

The joint faces must be cleaned prior to bonding. Use warm water containing some washing-up liquid, if necessary; dry with an absorbent, lint free fabric (e.g. glove material). Highly greasy or oily surfaces can be washed with cleansing petrol. The components to be bonded should be tempered to release stresses prior to bonding in order to avoid potential stress cracking (crazing) due to the reaction with the solvent glue; this applies especially to components having been machined by metal-cutting tools or cut by laser.

**Solvent adhesives** are particularly suitable for small and plane bonding surfaces.

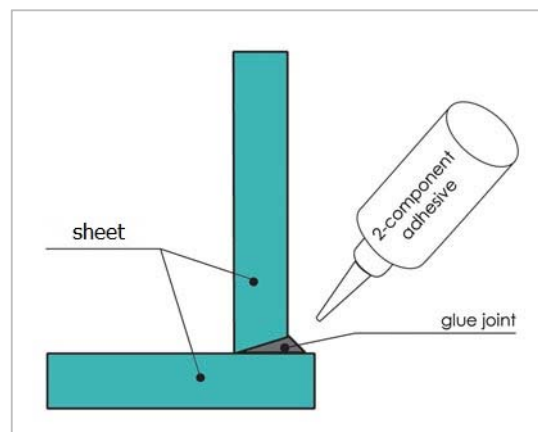


As the solid content of such glues is low, they have no joint filling capability. When bonding the sawn edge, smoothing the surface to be bonded using sharp edge scraper can reduce possible bubble formation.

Immersion technique implies that the edge to be glued is dipped into solvent or solvent adhesive, which is poured approx. 1 mm high onto a glass or PE sheet; the parts are afterwards firmly jointed.

Capillary method offers a simple technique for jointing and fixing of the parts. Solvent adhesive/solvent, is applied onto the bonding surface by means of a PE-vial and is soaked into the glued seam due to the capillary effect; a few seconds later, the joint should be firmly pressed together to set the joint.

**Polymerisation adhesives** are also suitable for large and uneven bonding surfaces. Planar bonding is possible.



The pasted seam must be prepared by chamfering; this does not apply to butt joint bonding. The adjacent sheet area must be masked with an adhesive compatible tape. The adhesive must be mixed as prescribed by the adhesive supplier. Removal of bubbles in vacuum is possible.

The adhesive must be applied bubble-free by means of a PE-vial or a disposable syringe. Excess adhesive must be provided, as the polymerisation adhesive exhibits volume shrinkage during curing.

**Silicones** are often used to seal glazing. For this purpose, only silicones compatible with acrylic must be employed.

Silicone sealants as found in DIY centres, give off substances during curing which will result in stress cracks of the glued components.

Our technical service department will provide you with information on appropriate products.



## POLYCASA PC – solid polycarbonate sheets

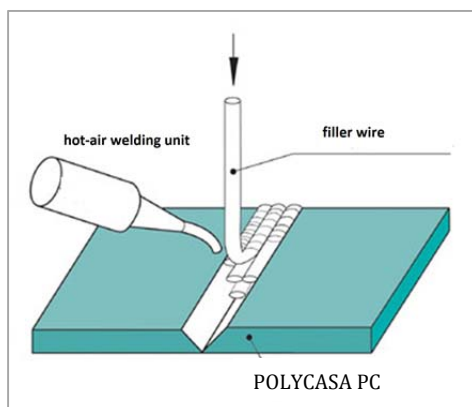
### 7.6.2 Welding

Hot-air welding with a filler rod is a possible welding technique used for POLYCASA PC and PC UVP sheets. The welding temperature should be 280° to 350°C.

Welding techniques should be preferred where the weld area is completely treated, e. g.. friction welding or hot-plate welding are suitable for flat welds.

When using hot air welding it is mandatory to pre dry the sheet and the filler wire 12 hours at 120 – 130 °C to avoid moisture bubbles in the welding area.

POLYCASA PC and PC UVP are particularly suitable for Ultra sonic welding in run production.



### 7.7 Forming

Note!

Before thermoforming and hot bending of POLYCASA PC we recommend removing the protective film, except the sheets with the special film for thermoforming.

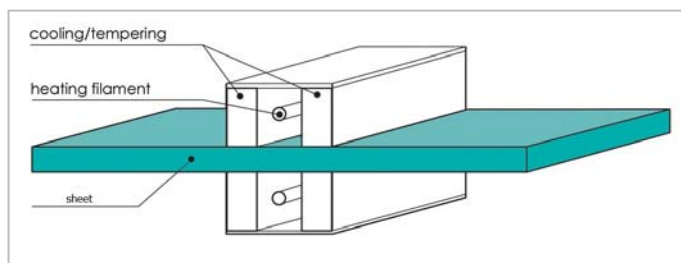
Thermoform processes heat the glue of the protective film and result in glue residue on the sheet surface after removing the foil.

#### 7.7.1 Hot bending

POLYCASA PC and POLYCASA PC UVP sheet can be bent to a small radius by preheating an area on both sides with an electric strip heater and then quickly bending the sheet along the heated line. When the optimum sheet temperature is reached (slightly over 160°C) and a slight resistance to bending is noticeable, the part can be readily formed. Pre-drying is only necessary if bubbles appear in the sheet

bending zone. If bending is performed too cold, stresses will be created that will result in a brittle part.

The protective film must be removed on both sides, at least from that part which is to be heated.



## POLYCASA PC – solid polycarbonate sheets

### 7.7.2 Cold bending

Cold bending is possible in exceptional circumstances and should be carried out with regard to the following guidelines, using the normal bending machines available from trade suppliers. The bending should take place in several steps, e.g. in 30° intervals such as 40°, 70°, 100° and 120°. Hot bending gives much better results.

| Sheet thickness in mm | Bending radius in mm | Max. bending angle |
|-----------------------|----------------------|--------------------|
| 1; 2; 2.5             | 2                    | 90°                |
| 3; 4                  | 3                    | 90°                |
| 5; 6                  | 5                    | 90°                |

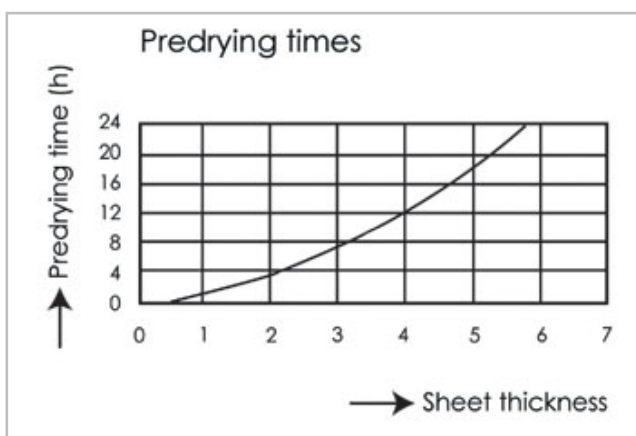
Cold bending is not recommended for POLYCASA PC KRISTAL decor.

### 7.7.3 Thermoforming

There are a number of different thermoforming techniques that can be used to form POLYCASA PC and POLYCASA PC UVP sheet, once heated, into the shape of a mould by mechanical, air pressure, or vacuum forces. Both male (plug) and female (cavity) moulds are used. The required temperature for thermoplastic forming of POLYCASA PC and POLYCASA PC UVP sheets lies between 180° and 210°C. Because of the high heat drop, surface temperature to room temperature, it is recommended that the sheets are heated on both sides, for which a total IR radiation power of 30KW/m<sup>2</sup> will achieve good results. For the continuous production of mouldings made from POLYCASA PC sheets, in most cases aluminium or steel are chosen as material for the moulds. Bringing the moulds up to the optimum working temperature is therefore necessary. Optimum surfaces in the freezing zone of POLYCASA PC sheets are achieved with a mould temperature of about 130°C.

Depending on forming technique, a good surface quality can be attempted at a mould temperature in the range of 80° to 120°C. Though the water absorption of POLYCASA PC sheets is low, the sheets must be pre-dried before forming. The drying is best carried out in an air circulation oven at about 110° to 120°C, with individual sheets and with the protective film removed.

When thermoforming POLYCASA PC UVP sheets, care is to be taken to ensure that the depth of draw ratio should not be more than 1:1.5 to guarantee sufficient UV protection under the terms of the warranty.



## POLYCASA PC – solid polycarbonate sheets

### 7.7.4 Straight vacuum forming

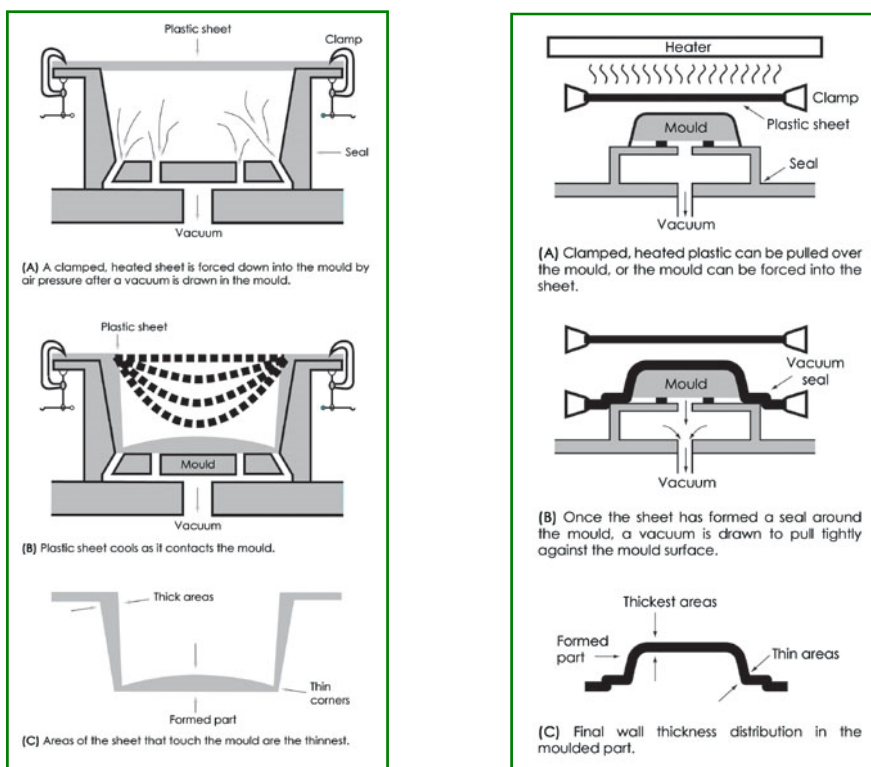
Vacuum forming is the most versatile and widely used forming process. The equipment costs less and is simpler to operate than most pressure or mechanical techniques. In straight vacuum forming, POLYCASA PC and POLYCASA PC UVP is clamped in a frame and heated. When the hot sheet is in an elastic state, it is placed over the female mould cavity. The air is then removed from the cavity by vacuum and atmospheric pressure then forces the hot sheet against the contours of the mould. When the POLYCASA PC or POLYCASA PC UVP sheet has cooled sufficiently, the formed part can be removed. Thinning at the upper edges of the part usually occurs with relatively deep moulds and is caused by the hot sheet being drawn to the centre of the mould first. Sheetting at the edges of the mould must stretch the most and thus becomes the thinnest portion of the formed item. Straight vacuum forming is normally limited to simple, shallow designs.

See figure 3

### 7.7.5 Drape forming

Drape forming is similar to straight vacuum forming except that after the POLYCASA PC or POLYCASA PC UVP sheet is framed and heated, it is mechanically stretched and a pressure differential is then applied to form the sheet over a male mould. In this case, however, the sheet touching the mould is close to its original thickness. It is possible to drape-form items with a depth-to-diameter ratio of approx. 4 to 1; however, the technique is more complex than straight vacuum forming. Male moulds are easier to build and generally cost less than female moulds; however, male moulds are more easily damaged. Drape forming can also be used with gravitational force alone. For multicavity forming, female moulds are preferred because they do not require as much spacing as male moulds.

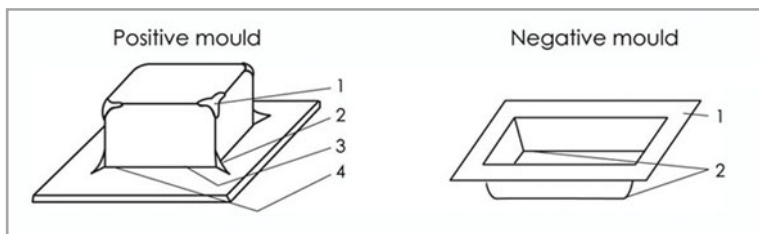
See figure 4



## POLYCASA PC – solid polycarbonate sheets

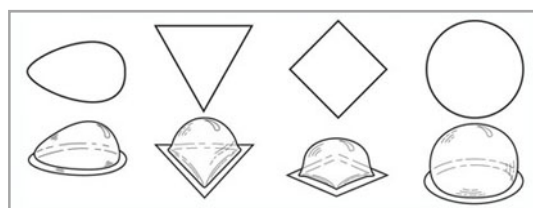
### Positive and negative forming

Dependent on whether the inside or the exterior of the mouldings contact the tool, the techniques are called “positive” or “negative” forming. Positive forming means that the heated semi-finished product is pulled over the mould. This is also known as “male” forming. In doing so, some surface areas of the heated semi-finished products may excessively cool down, so that complete drawing is not feasible and “thick spots” will occur. Some typical problems during positive forming, such as wrinkle or web formation (2) and shock marks, can be solved by adequate pneumatic stretching prior to final “pull down. High tool temperatures and high tool speed can also cause shock marks. Negative forming means that the semi-finished sheet is drawn into the mould cavity. This is sometimes called “female” forming. Thin corner areas (2), which may appear during negative forming of sharp-edged components, can be reduced by mechanical top die stretching.



### Procedure variant

Dome-shaped mouldings can be thermoformed without a mould. This method produces mouldings of good surface quality showing no optical defects. The dome form is determined by the clamping frame’s shape and the dome height by the blown air pressure.



### 7.7.6 Tempering

POLYCASA PC is able to take up rather high tensile stresses, but only if corrosive substances do not simultaneously act upon the materials. Tensile stresses are induced by machining, laser-cutting, thermoforming, varying heating and external stresses, for instance. Tensile stresses expand the material structure thus reducing the resistance to environmental conditions. The effect of printing ink solvents, monomer vapours, sealing and foil plasticizers as well as inappropriate cleaning agents may result in crack formation. Crack formation will be excluded by stress free components. Therefore, generation of tensile stresses and contact with corrosive substances must be avoided. As accidental contact with corrosives cannot be ruled out, tensile stresses must be avoided. Stress relief tempering of the parts can achieve reduction of internal stresses. External stresses must be excluded by using adequate fastening systems. Tempering of POLYCASA PC should take place in heating cabinets with air circulation, at a temperature of 110 – 120°C. It is recommended to temper without protection film.

|                                |     |   |   |   |   |   |   |    |    |    |    |    |
|--------------------------------|-----|---|---|---|---|---|---|----|----|----|----|----|
| <b>Material thickness (mm)</b> | 1.5 | 2 | 3 | 4 | 5 | 6 | 8 | 10 | 12 | 15 | 18 | 20 |
| <b>Tempering duration (h)</b>  | 2   | 2 | 2 | 2 | 2 | 3 | 3 | 4  | 4  | 5  | 6  | 7  |

POLYCASA PC sheets must be cooled down slowly to avoid repeated induction of the internal stress or moisture due to cooling down too fast after annealing. The maximum cooling speed after annealing has to be less than 15 °C per hour. The maximum oven temperature from which the material may be removed is 60°C.

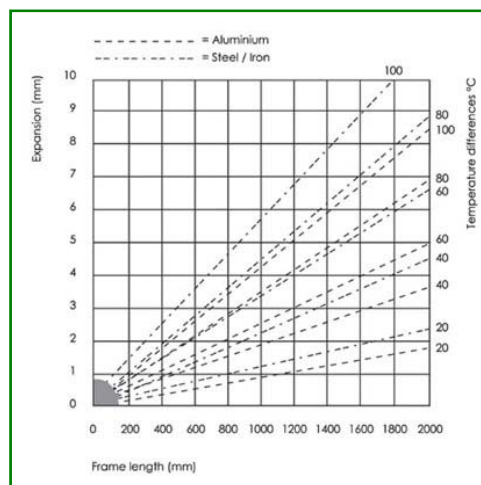
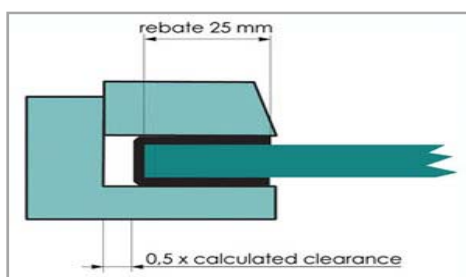
POLYCASA PC – solid polycarbonate sheets

7.8 Glazing

POLYCASA PC and POLYCASA PC UVP sheets used in glazing applications result in considerable energy cost savings by preventing excessive heat loss in winter and by blocking heat entry in the summer. When processing POLYCASA PC sheets with other materials, different rates of expansion on heating should be taken into consideration. POLYCASA PC is frequently used in conjunction with metal profiles, and care should be given to allow sufficient room for expansion and contraction.

POLYCASA PC expands under heat and moisture absorption and contracts in cold and dry weather. The linear change solely due to the change in

temperature can be determined by calculating the coefficient of thermal expansion.



**POLYCASA PC shows a coefficient of thermal expansion of 0.065 mm/m•°C.**

Example:

A square meter PC sheet in 5mm will be mounted in an area with a temperature between 10°C and 70°C.

So a change of 60 °C has to be considered:

Calculation:  $1,0\text{ m} \times 0,065\text{ mm}/(\text{m} \text{ } ^\circ\text{C}) \times 60^\circ\text{C} = 3,9\text{ mm expansion}$

The linear change must be allowed during the sheet’s storage time. The maximum expected value of linear deformation depends on the temperature used when mounting the sheets.

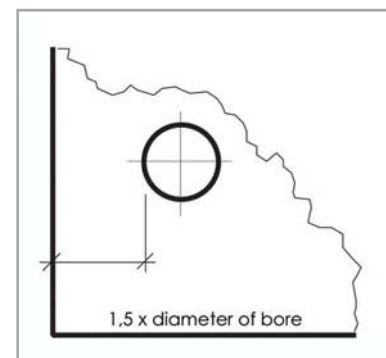
**An adequate free space of 5 mm/m should be kept with POLYCASA PC (guide value).**

The rebate should be approx. 20 – 25 mm deep.

To achieve impermeability of glazing to rain water, only sealing agents shall be used which are compatible with extruded polycarbonate sheet. Construction and sealing material must allow the movement of sheet inside the profiles due to dimensional changes of sheet.

Profiled EPDM joints, preferably in white, have proven to be successful in heat loss avoidance. In most cases, profiled joints of non-rigid PVC and PUR foam are incompatible, due to the migration of plasticizers. The drilled holes must be adequately dimensioned when fixing to specific points, in order to also allow for a sheet length clearance of 0.065mm/m•°C. In that case, sheet length is deemed to be the greatest existing distance between two holes. To avoid material breaking at the sheet edge, a distance of 1.5 times the diameter of hole must be left.

Avoid too strong fixing of the screws as well as tapered screw holes that expansion of the sheets is warranted during temperature changes



POLYCASA PC – solid polycarbonate sheets

7.8.1 Vertical und horizontal glazing

Necessary thickness of glazing could be determined with below table. Thickness of the glazing primarily depends on the sheet size.

**POLYCASA PC (Thickness) → 4-sided-clamped → Load of 0,60 kN/m<sup>2</sup>**

|            |      | Length (mm) |      |      |      |      |      |      |      |      |      |
|------------|------|-------------|------|------|------|------|------|------|------|------|------|
|            |      | 500         | 1000 | 1500 | 2000 | 2500 | 3000 | 3500 | 4000 | 4500 | 5000 |
| Width (mm) | 500  | 3           | 4    | 4    | 4    | 4    | 4    | 4    | 4    | 4    | 4    |
|            | 1000 | 4           | 8    | 8    | 8    | 8    | 10   | 10   | 10   | 10   | 10   |
|            | 1500 | 4           | 8    | 10   | 12   | 12   | 12   | 12   | 12   | 12   | 12   |
|            | 2000 | 4           | 8    | 12   | 12   | 15   | 15   |      |      |      |      |

**POLYCASA PC (Thickness) → 4-sided-clamped → Load of 0,75 kN/m<sup>2</sup>**

|            |      | Length (mm) |      |      |      |      |      |      |      |      |      |
|------------|------|-------------|------|------|------|------|------|------|------|------|------|
|            |      | 500         | 1000 | 1500 | 2000 | 2500 | 3000 | 3500 | 4000 | 4500 | 5000 |
| Width (mm) | 500  | 4           | 5    | 5    | 5    | 5    | 5    | 5    | 5    | 5    | 5    |
|            | 1000 | 5           | 8    | 8    | 10   | 10   | 10   | 10   | 10   | 10   | 10   |
|            | 1500 | 5           | 8    | 10   | 12   | 12   | 15   | 15   | 15   | 15   | 15   |
|            | 2000 | 5           | 10   | 12   | 15   |      |      |      |      |      |      |

**POLYCASA PC (Thickness) → 4-sided-clamped → Load of 0,96 kN/m<sup>2</sup>**

|            |      | Length (mm) |      |      |      |      |      |      |      |      |      |
|------------|------|-------------|------|------|------|------|------|------|------|------|------|
|            |      | 500         | 1000 | 1500 | 2000 | 2500 | 3000 | 3500 | 4000 | 4500 | 5000 |
| Width (mm) | 500  | 4           | 5    | 5    | 5    | 5    | 5    | 5    | 5    | 5    | 5    |
|            | 1000 | 5           | 8    | 10   | 10   | 10   | 10   | 10   | 10   | 10   | 10   |
|            | 1500 | 5           | 10   | 12   | 12   | 15   | 15   | 15   | 15   |      |      |
|            | 2000 | 5           | 10   | 12   | 15   |      |      |      |      |      |      |

**POLYCASA PC (Thickness) → 4-sided-clamped → Load of 1,50 kN/m<sup>2</sup>**

|            |      | Length (mm) |      |      |      |      |      |      |      |      |      |
|------------|------|-------------|------|------|------|------|------|------|------|------|------|
|            |      | 500         | 1000 | 1500 | 2000 | 2500 | 3000 | 3500 | 4000 | 4500 | 5000 |
| Width (mm) | 500  | 5           | 6    | 6    | 6    | 6    | 6    | 6    | 6    | 6    | 6    |
|            | 1000 | 6           | 10   | 10   | 12   | 12   | 12   | 12   | 12   | 12   | 12   |
|            | 1500 | 6           | 10   | 15   |      |      |      |      |      |      |      |
|            | 2000 | 6           | 12   |      |      |      |      |      |      |      |      |

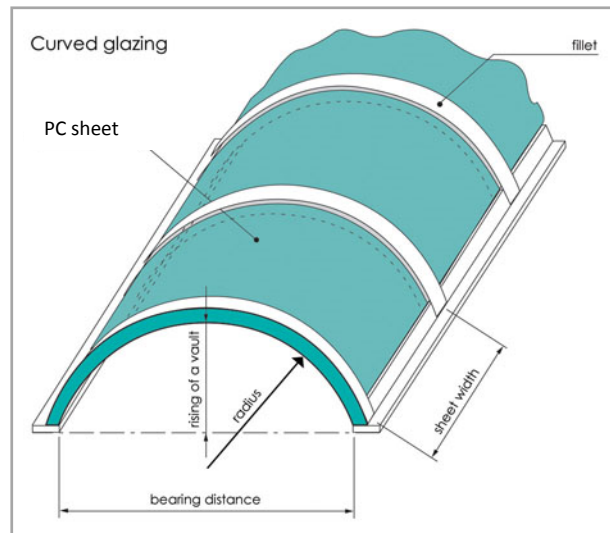
## POLYCASA PC – solid polycarbonate sheets

### 7.8.2 Barrel Vaults

POLYCASA PC and PC UVP are suitable for cold bending technique. This method facilitates the application of thinner material gauges compared to plane roofing, as an increased self-rigidity of the sheet is achieved due to the change in geometry.

In order to exclude material damage caused by tension stress and environmental influences, the min. bending radius must not be less than 150 x the sheet thickness. As far as fixing and sealing are concerned, only materials not having corrosive (crazing) effect on POLYCASA PC should be used.

For this type of application, we recommend taking note of the values in the following diagrams A-D.



Supporting bow spacing: max. 2000 mm; Average expansion level: 5 mm/m.

#### Example

With a supporting bow spacing of 1000 mm, diagram B would be used. For a loading of 700 N/m<sup>2</sup> and a bending radius of 2500 mm, a sheet thickness of 5 mm is obtained.

Diagram A




Diagram C

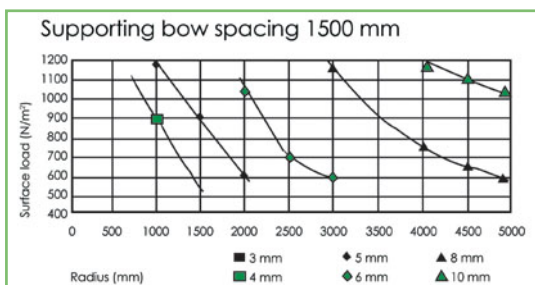


Diagram B


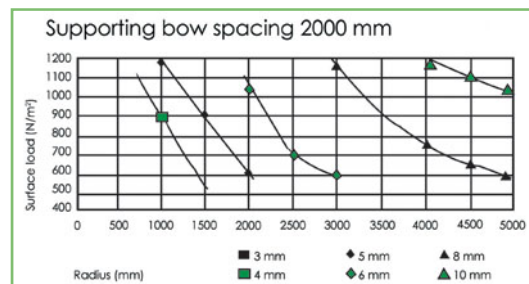


Diagram D



Information on recommended material thicknesses in case of various surface loads is available from our Technical Service Department upon request.

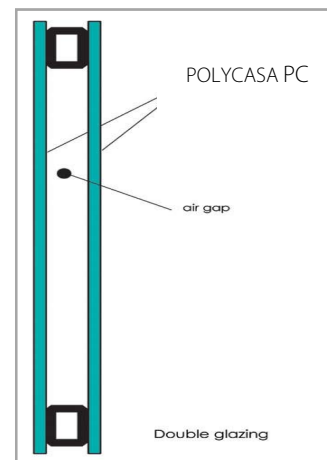
## POLYCASA PC – solid polycarbonate sheets

### 7.8.3 Thermal Insulation

POLYCASA PC sheets when used for glazing represent considerable energy cost savings as they prevent excessive heat loss in winter and heat intrusion in summer. The heat loss factor of POLYCASA PC normally referred to as K-value is significantly lower than for glass of the same thickness. The K-value is the parameter which identifies the heat loss of a building with glazed walls.

**Definition:** The K-value (U-value) identifies the heat loss in watt per m<sup>2</sup> wall surface and per °C difference in ambient temperature of premises separated by the sheet.

The K-value depends on the glazing assembly. Examples of the thermal insulation power of POLYCASA PC in single, double and triple glazing systems are indicated below. Compared to glass, they show significant advantages as to insulating effect and weight reduction.



| Installation          |              | POLYCASA PC             |                               |                             | Window glass                  |                             |
|-----------------------|--------------|-------------------------|-------------------------------|-----------------------------|-------------------------------|-----------------------------|
| Sheet thickness (mm)  | Air gap (mm) | Composite strength (mm) | K-value (W/m <sup>2</sup> *K) | Weight (kg/m <sup>2</sup> ) | K-value (W/m <sup>2</sup> *K) | Weight (kg/m <sup>2</sup> ) |
| <b>Single glazing</b> |              |                         |                               |                             |                               |                             |
| 2                     | -            | 2                       | 5,54                          | 2,40                        | 5,83                          | 4,96                        |
| 3                     | -            | 3                       | 5,39                          | 3,60                        | 5,80                          | 7,44                        |
| 4                     | -            | 4                       | 5,24                          | 4,80                        | 5,77                          | 9,92                        |
| 5                     | -            | 5                       | 5,10                          | 6,00                        | 5,74                          | 12,40                       |
| 6                     | -            | 6                       | 4,96                          | 7,20                        | 5,71                          | 14,88                       |
| 8                     | -            | 8                       | 4,72                          | 9,60                        | 5,66                          | 19,84                       |
| 10                    | -            | 10                      | 4,49                          | 12,00                       | 5,60                          | 24,80                       |
| <b>Double glazing</b> |              |                         |                               |                             |                               |                             |
| 2                     | 5            | 9                       | 3,34                          |                             | 3,55                          |                             |
| 2                     | 10           | 14                      | 2,94                          | 4.80                        | 3,10                          | 9,92                        |
| 2                     | 15           | 19                      | 2,77                          |                             | 2,91                          |                             |
| 3                     | 5            | 11                      | 3,23                          |                             | 3,53                          |                             |
| 3                     | 10           | 16                      | 2,85                          | 7.20                        | 3,09                          | 14,88                       |
| 3                     | 15           | 21                      | 2,69                          |                             | 2,90                          |                             |
| 4                     | 5            | 13                      | 3,12                          |                             | 3,50                          |                             |
| 4                     | 10           | 18                      | 2,77                          | 9.60                        | 3,07                          | 19,84                       |
| 4                     | 15           | 23                      | 2,62                          |                             | 2,88                          |                             |
| 5                     | 5            | 15                      | 3,02                          |                             | 3,48                          |                             |
| 5                     | 10           | 20                      | 2,69                          | 12.00                       | 3,05                          | 24,80                       |
| 5                     | 15           | 25                      | 2,55                          |                             | 2,87                          |                             |
| <b>Triple glazing</b> |              |                         |                               |                             |                               |                             |
| 2                     | 2 x 5        | 16                      | 2,39                          |                             | 2,55                          |                             |
| 2                     | 2 x 10       | 26                      | 2,00                          | 7,20                        | 2,11                          | 14,88                       |
| 2                     | 2 x 15       | 36                      | 1,84                          |                             | 1,94                          |                             |
| 3                     | 2 x 5        | 19                      | 2,30                          |                             | 2,53                          |                             |
| 3                     | 2 x 10       | 29                      | 1,94                          | 10,80                       | 2,10                          | 22,32                       |
| 3                     | 2 x 15       | 39                      | 1,79                          |                             | 1,93                          |                             |
| 4                     | 2 x 5        | 22                      | 2,22                          |                             | 2,52                          |                             |
| 4                     | 2 x 10       | 32                      | 1,88                          | 14.40                       | 2,09                          | 29,76                       |
| 4                     | 2 x 15       | 42                      | 1,74                          |                             | 1,92                          |                             |
| 5                     | 2 x 5        | 25                      | 2,15                          |                             | 2,50                          |                             |
| 5                     | 2 x 10       | 35                      | 1,83                          | 18.00                       | 2,08                          | 37,20                       |
| 5                     | 2 x 15       | 45                      | 1,70                          |                             | 1,91                          |                             |

Information on further specific glazing systems can be obtained from our Technical Service Department upon request.



## POLYCASA PC – solid polycarbonate sheets

### 8. CONCLUDING REMARKS

---

For more details on further processing methods, please contact our technical customer service.

NOTE:

Our technical recommendations are without legal obligation.

The information given in this brochure is based on our knowledge and experience to date. It does not release the user from the obligation of carrying out their own tests and trials, in view of the many factors that may affect processing and application; neither do they imply any legally binding assurance of certain properties or of suitability for a specific purpose.

It is the responsibility of those to whom we supply our products to ensure that any proprietary rights and existing laws and legislation are observed.

Technical data of our products are typical ones; the actually measured values are subject to production variations.